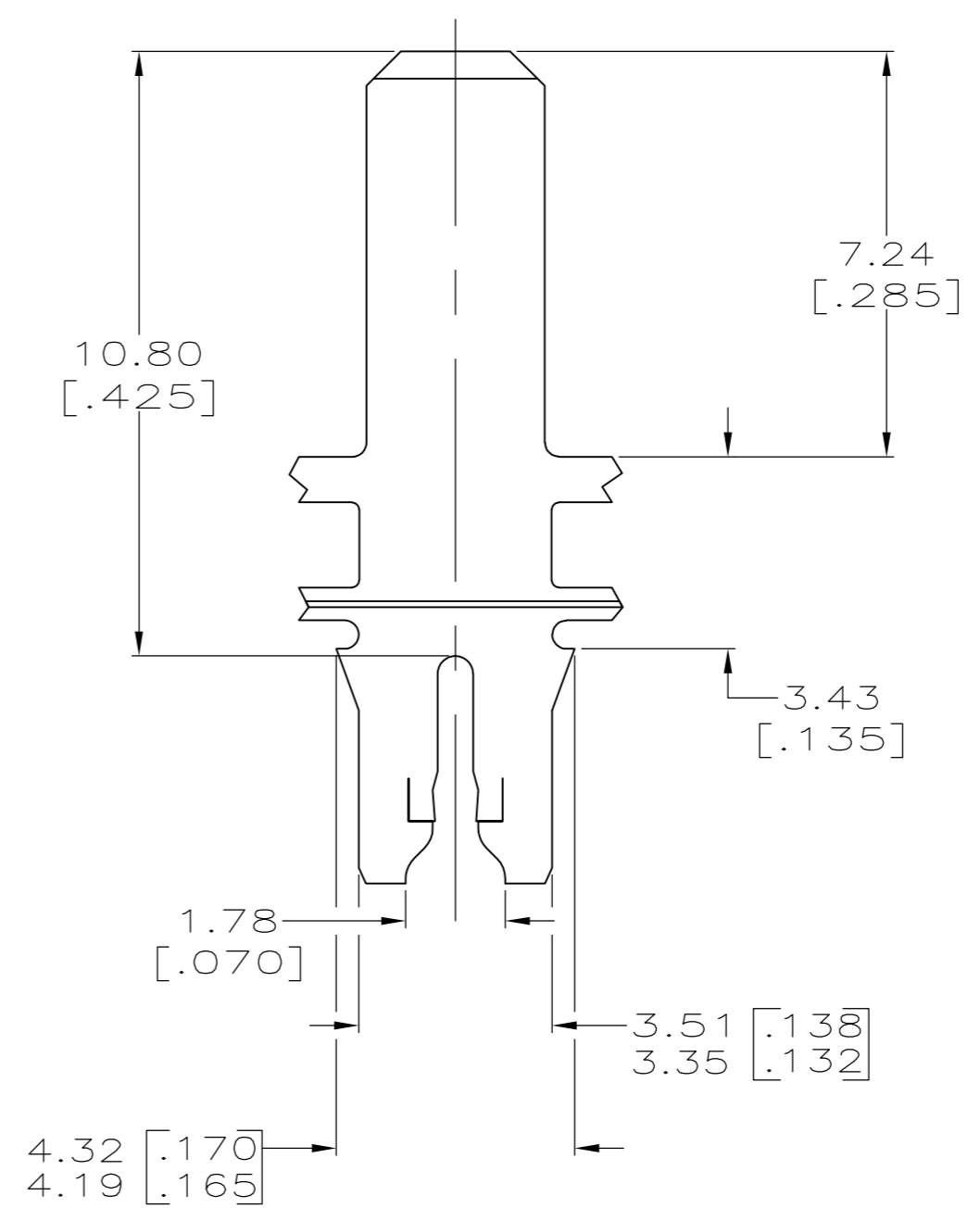
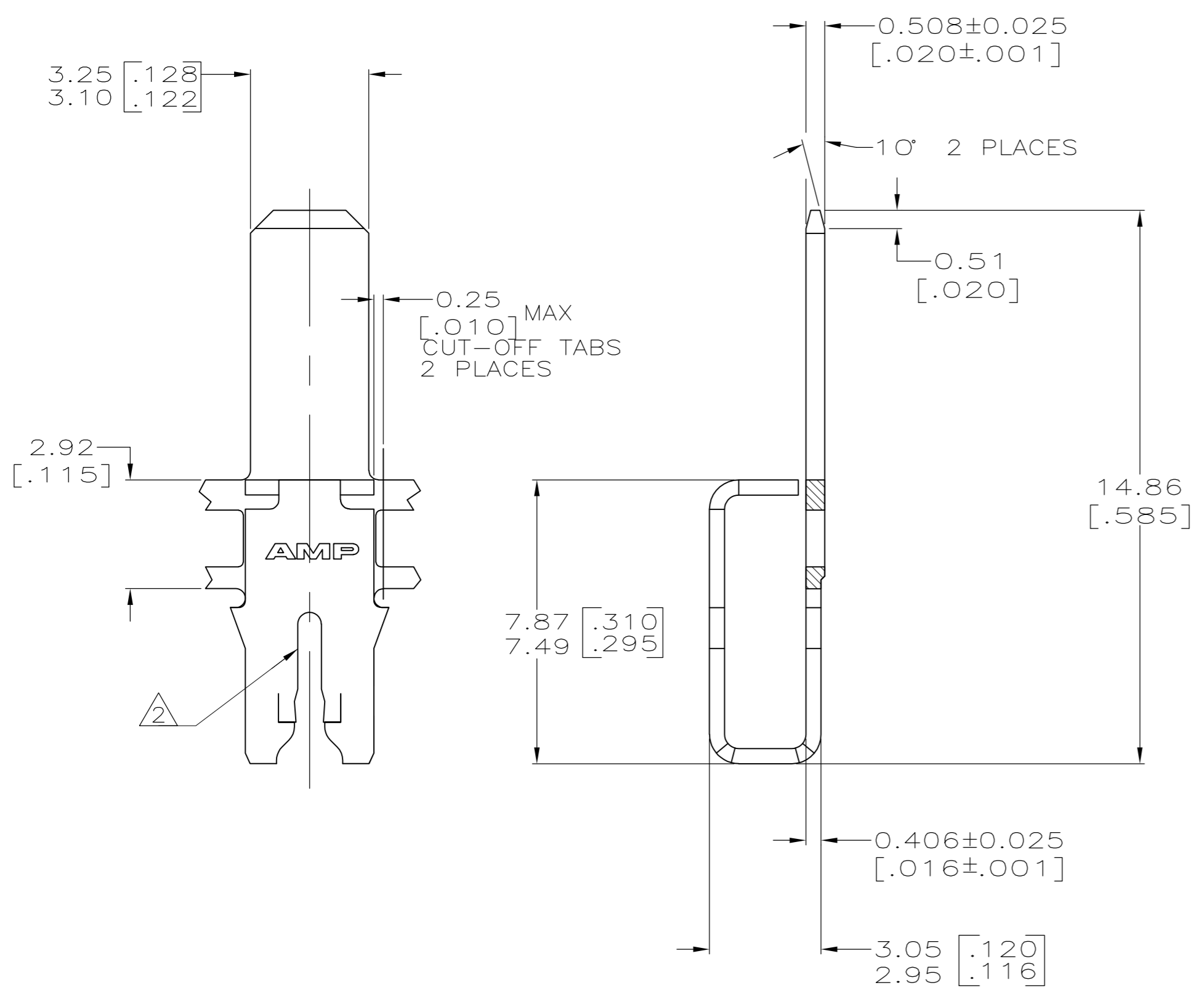
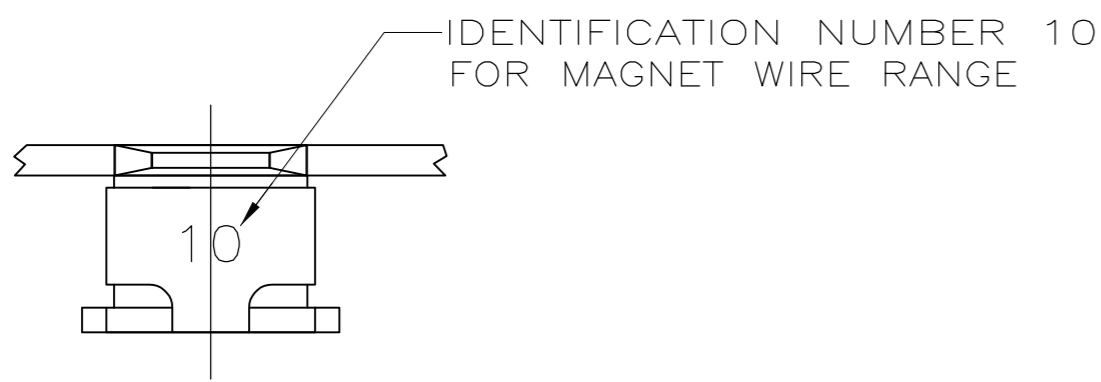


THIS DRAWING IS UNPUBLISHED. RELEASED FOR PUBLICATION
 © COPYRIGHT BY TYCO ELECTRONICS CORPORATION. ALL INTERNATIONAL RIGHTS RESERVED.

| LOC | DIST | REVISIONS | | | |
|-----|------|-------------|----------------------|--------|-------|
| P | LTR | DESCRIPTION | DATE | DWN | APVD |
| AF | 50 | E | REV PER OG1A-0139-98 | 2MAY98 | RG NN |

- 1 CONTINUOUS STRIP ON REELS WITH TERMINALS LOCATED ON 5.59±0.08 [.220±.003] CENTERS.
- 2 SLOT ACCEPTS A SINGLE 0.36-0.57mm [#27-#23] AWG COPPER MAGNET WIRE.
- 3 0.002032 [.000080] MIN TIN PER ASTM B545
- 4 TERMINALS ARE STRESS RELIEVED.



63489-1
PART NUMBER

| | | | | |
|--|--|--------------------------------------|---|--|
| THIS DRAWING IS A CONTROLLED DOCUMENT. | | DWN MICHAEL S. FEHER 28MAY96 | Tyco Electronics Corporation Harrisburg, PA 17105-3608 | |
| DIMENSIONS: MM [INCHES] | | CHK RICHARD GRZYBOWSKI 28MAY96 | NAME TAB, 3.18 [.125] X 0.51 [.020], MAG-MATE | |
| TOLERANCES UNLESS OTHERWISE SPECIFIED: | | APVD GARY PORTA 29MAY96 | PRODUCT SPEC 108-2012 | |
| 0 PLC ± - | | APPLICATION SPEC 114-2046 | | |
| 1 PLC ± - | | SIZE A2 | | |
| 2 PLC ± 0.25 [.010] | | CAGE CODE 00779 | | |
| 3 PLC ± - | | DRAWING NO 63489 | | |
| 4 PLC ± - | | RESTRICTED TO - | | |
| ANGLES ± - | | SCALE 8:1 | | |
| FINISH | | SHEET 1 of 1 | | |
| H04 PRE-MILLED BRASS | | REV E | | |
| CUSTOMER DRAWING | | | | |