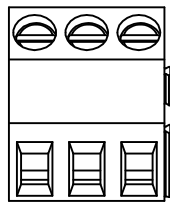


SIGN	DATE	DESCRIPTION	APPROVER
		<i>THIS IS CAD DRAWING, DO NOT REVISE MANUALLY!!!</i>	



**Material**

- Terminal body
- (metal housing): Brass(CuZn)
- Terminal screw: Steel Zinc plating "-" slot type
- Contacts: Brass
- Surface of solder tail: Tin plated
- Insulator (housing): Thermoplastic (UL94V-0)

**Electrical**

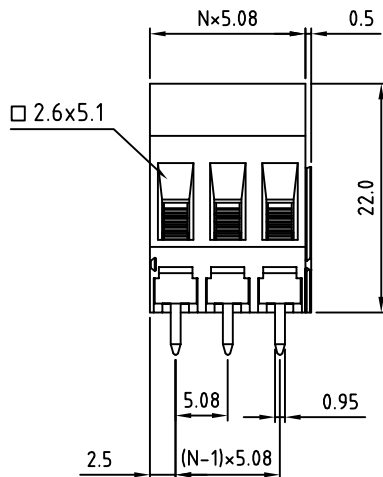
- Voltage rating: 300VAC
- Current rating: 10A
- Wire range:
  - Solid wire(AWG): 12-24
  - Stranded wire(AWG): 12-24
- Torque(Lb-In): 3.5
- Screw: M3
- Wire strip length: 6-7mm
- Withstanding Voltage: 1.6KV
- Operating temperature: -30°C to +105°C
- Soldering temperature: 250°C±10°C/5 Sec
- Safety Approval: us

RoHS Compliant

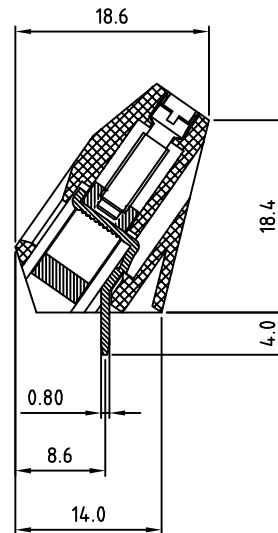
PART NUMBER:

**OSTTPXX2180**

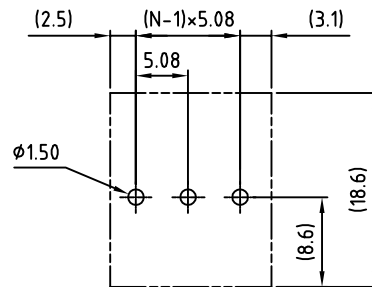
No. of Poles	COLOR
02 2 Poles	0: Black
03 3 Poles	5: Green
... ..	6: Blue
24 24 Poles	8: Grey (Standard)



N=Number of poles



**P.C.B LAYOUT**



THESE DRAWINGS AND SPECIFICATIONS ARE THE PROPERTY OF ON-SHORE TECHNOLOGY, INC. AND SHALL NOT BE REPRODUCED, COPIED OR USED IN ANY MANNER WITHOUT THE PRIOR WRITTEN CONSENT OF ON-SHORE TECHNOLOGY, INC.



TITLE		OSTTP 5.08mm series			
PART NO.	OSTTPXX2180	DWG NO.	OSTTPXX2180.DWG		
APPROVED	CHECKED	DESIGNED	DRAWN	CUST NO.	Tolerance
Shi Jun 2006.10.20	Shi Jun 2006.10.20	xionghaitao 2006.10.20	xionghaitao 2006.10.20		X. ±0.50
					UNIT: mm
				SHEET: 01/01	X.XX ±0.10
				REV: D	X° ±1°