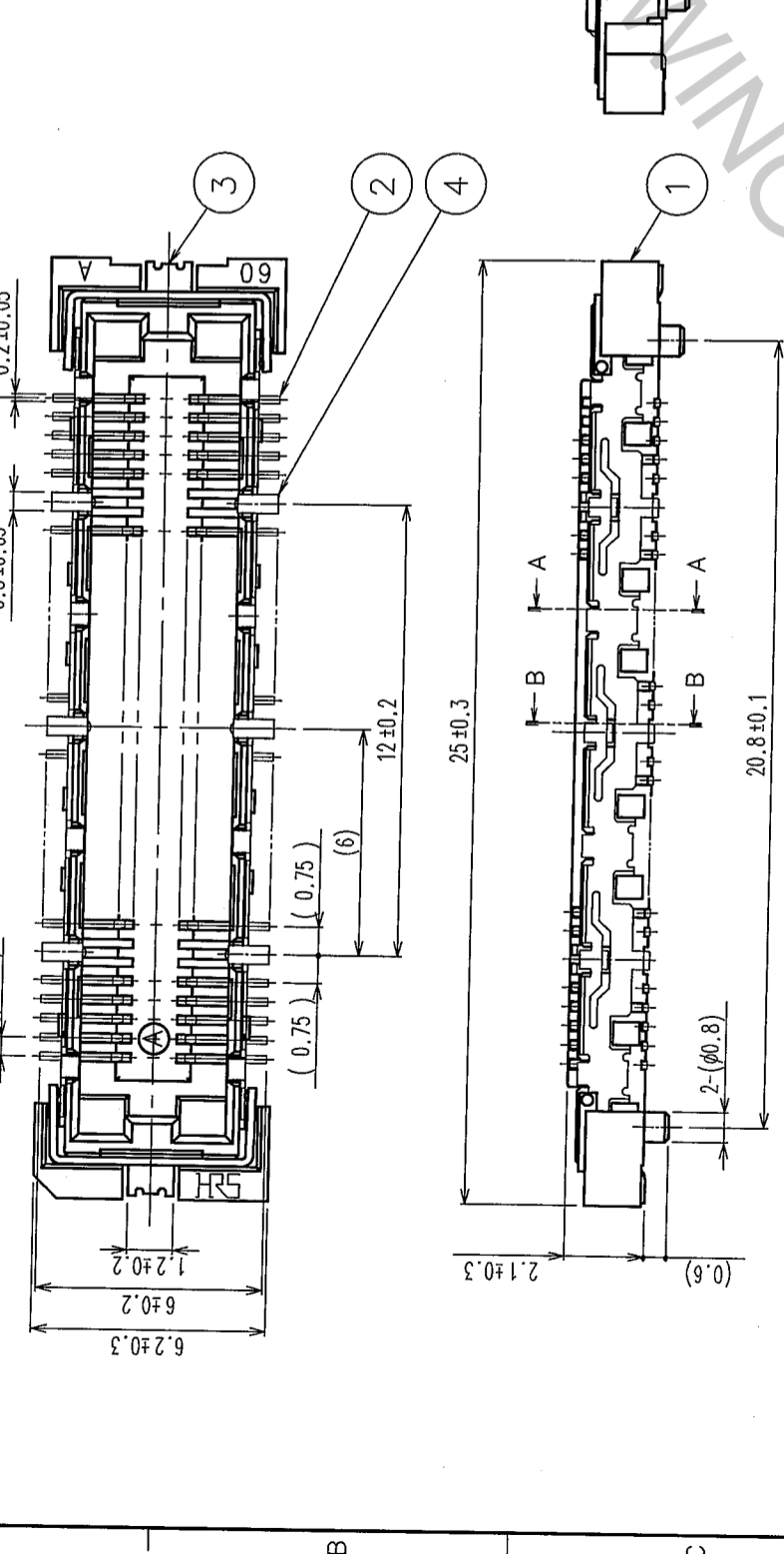
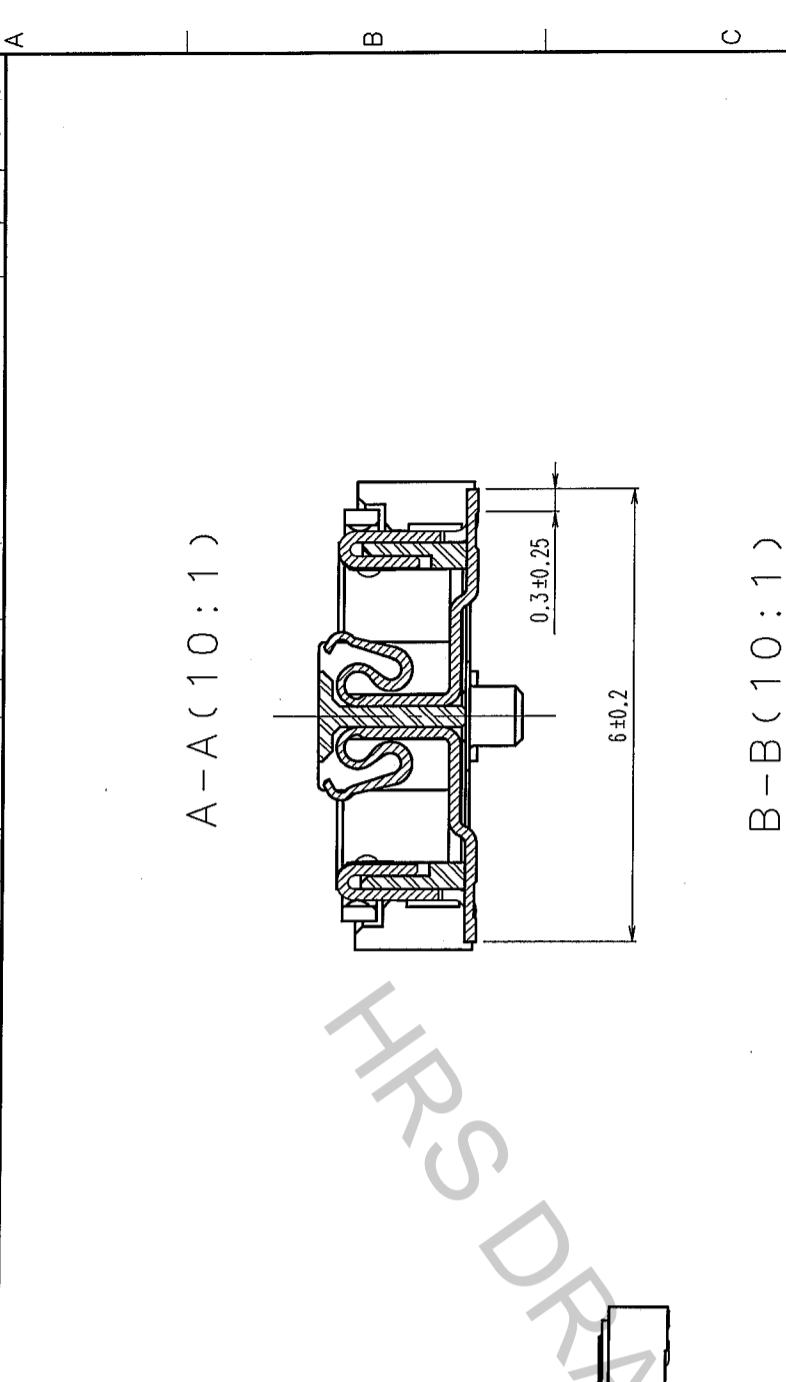
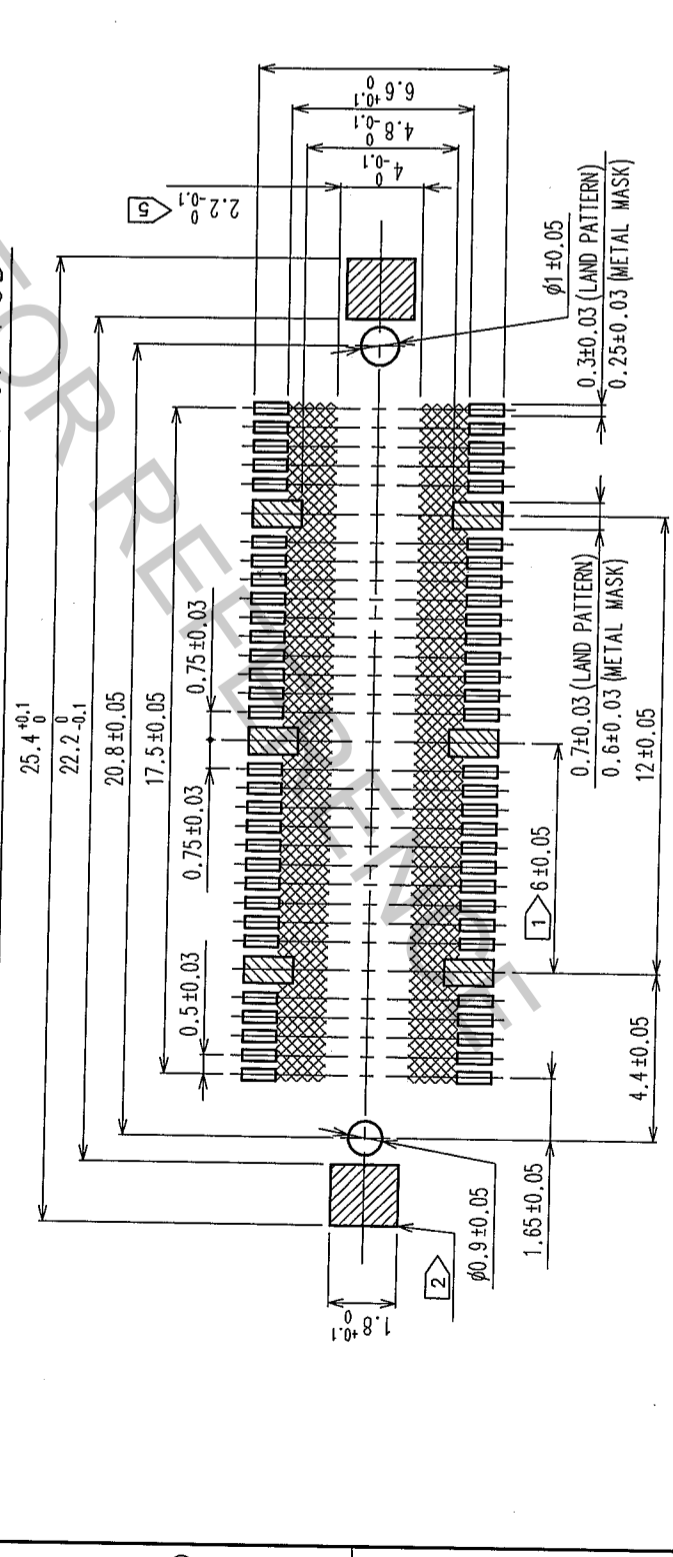


COUNT DESCRIPTION OF REVISIONS	BY	CHKD	DATE	COUNT DESCRIPTION OF REVISIONS	BY	CHKD	DATE
△				△			
△				△			
△				△			



RECOMMENDED LAND PATTERN DIMENSION OF PCB



- NOTES
- 1 HATCHED PARTS: GROUND CIRCUIT.
 - 2 HATCHED PARTS: GROUND CIRCUIT.
 - 3 SMT LEAD-COPLANARITY: 0.1 MAX.
 - 4 THIS PRODUCT HAS NO POLARITY TO PATTERN FOR MOUNTING.
 - 5 MAKE SURE WIDTH OF PATTERN IS WITHIN THAT OF LAND ,OR LEAD MAY TOUCH PATTERN.(THIS APPLIES TO HATCHED AREA.)
 - 6 DIMENSION IN PARENTHESES ARE FOR REFERENCE.

A-A (10:1)

B-B (10:1)

NO.	PHOSPHOR BRONZE	TIN PLATING	NO.	MATERIAL	FINISH, REMARKS	DRAWN	DESIGNED	CHECKED	APPROVED	REMARKS
3,4	PHOSPHOR BRONZE	TIN PLATING	2	PHOSPHOR BRONZE						CONTACT AREA : GOLD 0.1μm min. MOUNTING AREA : GOLD FLASH
1	LCP	BEIGE UL94V-0								UNDER PLATING : NICKEL 1.0μm min.
NO.	MATERIAL	FINISH, REMARKS	NO.	MATERIAL		DRAWN	DESIGNED	CHECKED	APPROVED	REMARKS
	CL					T. YANAGISAWA	J. Meda			
						'05.10.12	'05.10.13	'05.10.13	'05.10.13	
DRAWING NO.		PART NO.		FINISH, REMARKS		APPROVED		REMARKS		
EDC3-152632-25		FX11A-60S/6-SV(71)								
SCALE		UNITS		CODE NO.		PART NO.		FINISH, REMARKS		
5 : 1		mm		CL573-0702-9-71		CL573-0702-9-71				