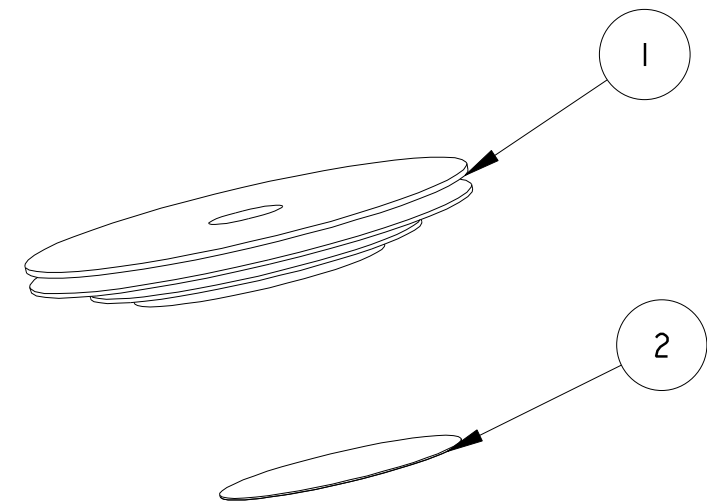
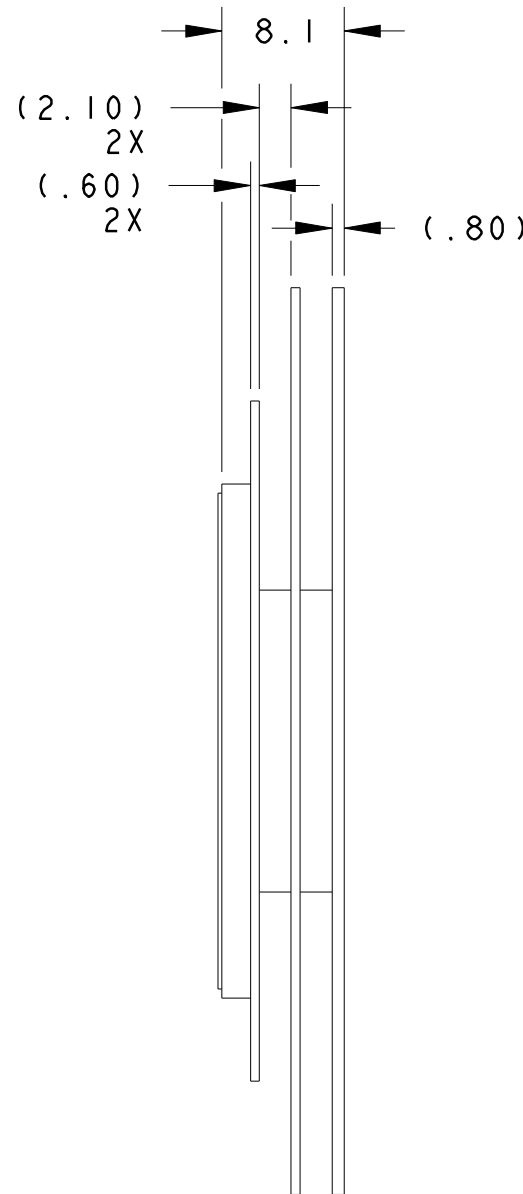
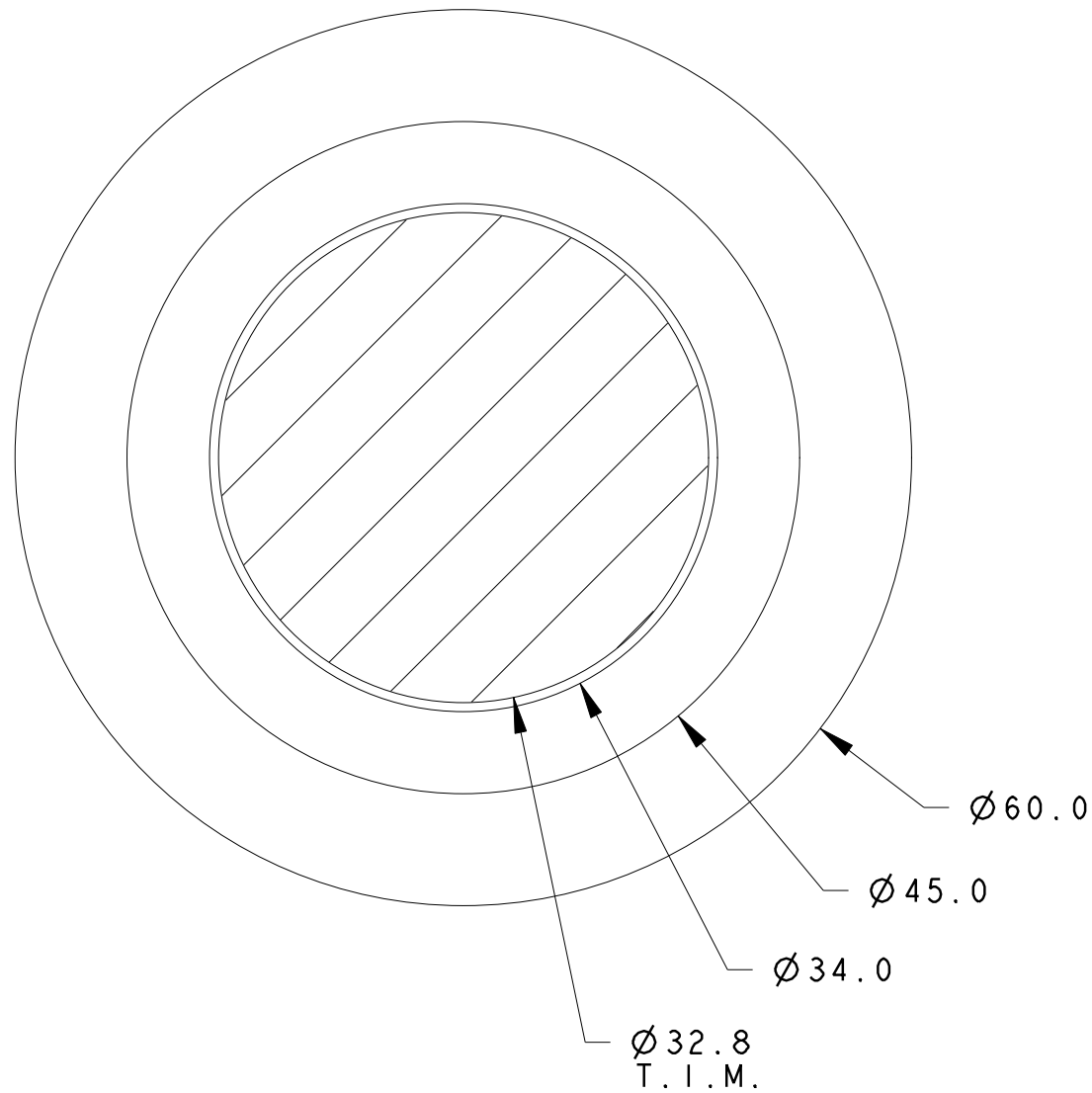


NOTES:

UNLESS OTHERWISE SPECIFIED

1. INTERPRET DRAWING PER ASME Y14.5M-1994.
2. RoHS COMPLIANT AND CERTIFIED.



SCALE = 1X

1	T.I.M. CHOMERICS T412, Ø32.8mm	2
1	HEAT SINK	1
QTY.	DESCRIPTION	ITEM NO.

CUSTOMER DRAWING
SPECIFICATIONS ARE SUBJECT TO CHANGE WITHOUT NOTICE

REVISION INFO	REV.
PRELIMINARY	1
ERN #: 111731	
E.TAO 10-30-06	
APP'D: V.K 10-30-06	
RELEASED	A
ERN #: 111756	
ETAO 11-15-06	
APP'D: V.K 11-15-06	
RELEASED	B
ECR-07-002759	
ETAO 2-2-07	
APP'D: V.K 2-2-07	

DO NOT SCALE	tyco / Electronics		North Attleboro, Massachusetts 02760	
	UNLESS OTHERWISE SPECIFIED TOLERANCES ARE:	DRAWN BY:	DATE:	MATERIAL:
	X, X ± 0,3	E. TAO	10-30-06	N/A
	X, XX ± 0,13	ENGINEER:	DATE:	FINISH:
X, XXX ± ,	V. KHEIL	10-30-06	N/A	
ANGLES ± °	FILENAME	PROJECT	SYSTEM	
			PRO-E	

CONFIDENTIAL PROPERTY OF TYCO ELECTRONICS. NOT TO BE DISCLOSED TO OTHERS, REPRODUCED OR USED FOR ANY PURPOSES EXCEPT AS AUTHORIZED IN WRITING BY AN AUTHORIZED OFFICIAL OF TYCO. MUST BE RETURNED TO TYCO ON DEMAND, ON COMPLETION OF ORDER OR OTHER PURPOSES FOR WHICH LENT.

DIMENSIONS ARE IN: MILLIMETERS

SCALE: 2:1

SIZE: B

THIRD ANGLE PROJECTION

TITLE:	
HEAT SINK ASSEMBLY	
TYCO PART NO.:	SHEET 1 of 1
1963123-1	
DWG. NO.:	REV.
C-1963123	B