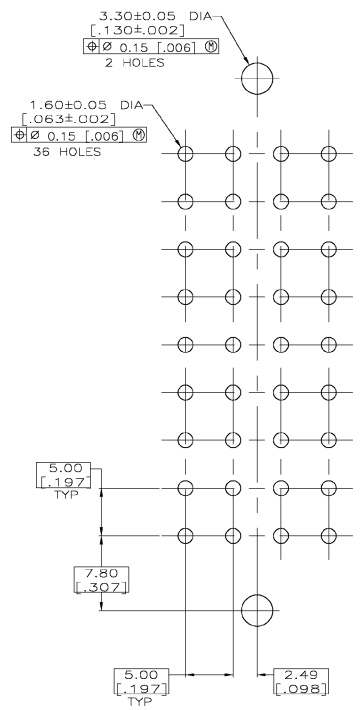
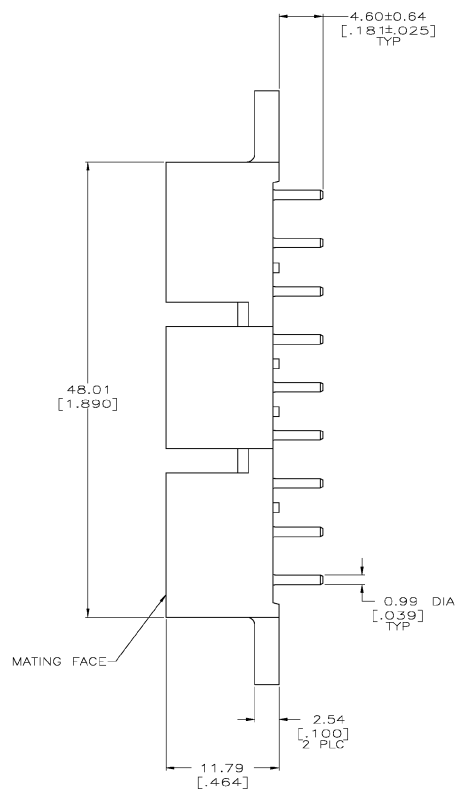
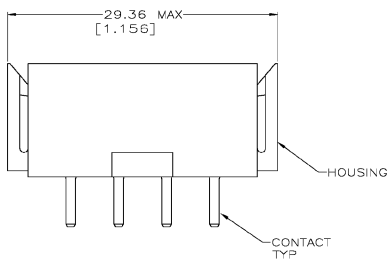
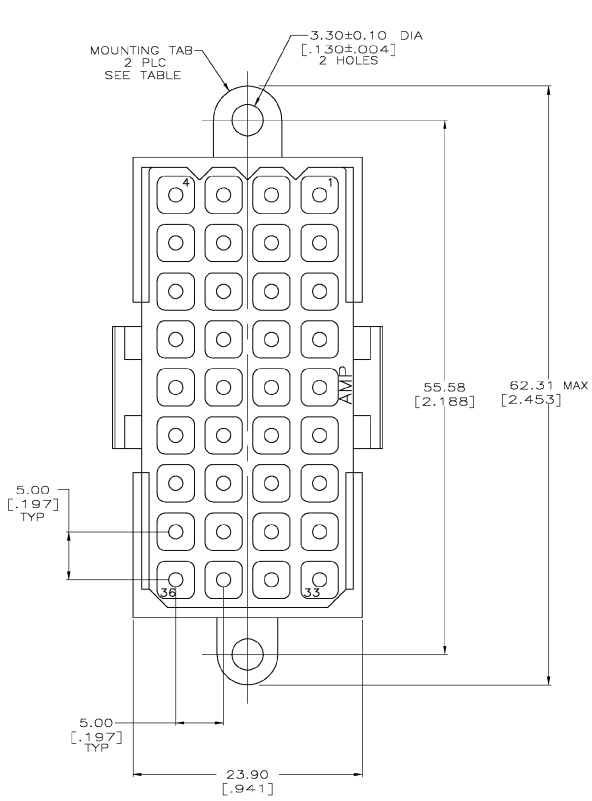


THIS DRAWING IS UNFORNISHED. RELEASED FOR FULFILLMENT. ALL RIGHTS RESERVED.
 © copyright - BY THE ELECTRONIC CORPORATION

REVISIONS			
REV	DATE	DESCRIPTION	BY
W	9/19/03	REVISED PER 0038-0697-03	SS GS



RECOMMENDED PC BOARD LAYOUT

- ▲ NYLON, UL 94V-0 RATED, RED.
- ▲ BRASS PER ASTM B36.
- ▲ 3.81µm [0.000150] MIN TIN OVER 2.54µm [0.000100] MIN COPPER.
- ▲ 0.76µm [0.000030] MIN GOLD FOR A LENGTH OF 5.08 [0.200] FROM MATING END, 3.81µm [0.000150] MIN TIN FOR A LENGTH OF 4.83 [0.190] MIN FROM OPPOSITE END, BOTH OVER 1.27µm [0.000050] MIN NICKEL.
- ▲ .000150 MIN TIN OVER .000100 MIN CU, OR .000050 MIN NICKEL.

OBsolete	CONTACT FINISH	MOUNTING TABS	PART NO
	YES	YES	207121-8
	NO	NO	207121-4
	YES	NO	207121-3
	NO	YES	207121-2
	YES	YES	207121-1

THIS DRAWING IS A CONTROLLED DOCUMENT. DATE: 3/17/92. BY: [Signature].

DIMENSIONS:	0 PLG ±	1 PLG ±	2 PLG ±	3 PLG ±	4 PLG ±
	±	±	±	±	±
	±	±	±	±	±
	±	±	±	±	±
	±	±	±	±	±
	±	±	±	±	±

MATERIAL: HOUSING: ▲ FINISH: CONTACT: SEE TABLE

SIZE: A1 CASE CODE: 00779 DRAWING NO: 108-10033

SCALE: 4:1 SHEET: 1 OF 1