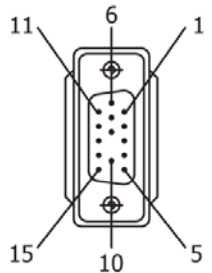


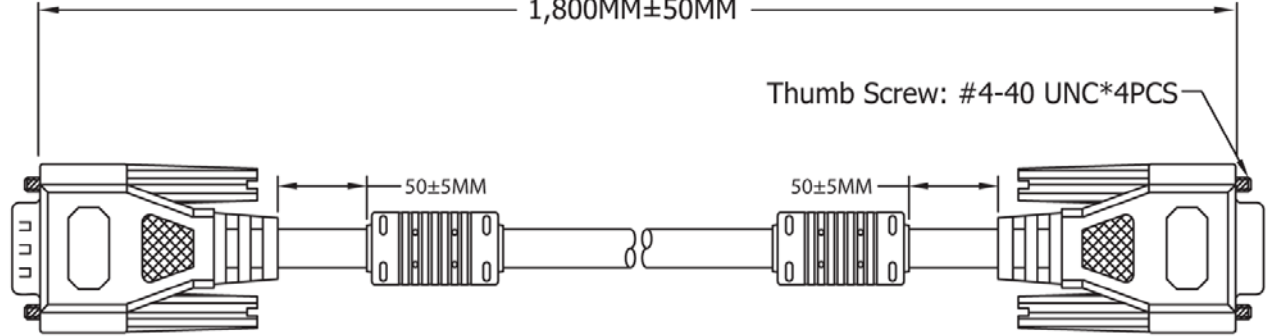
1 2 3 4 5 6 7

HDB 15 Male
Plastic: Blue



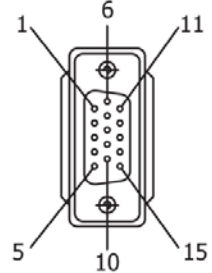
P1

1,800MM±50MM



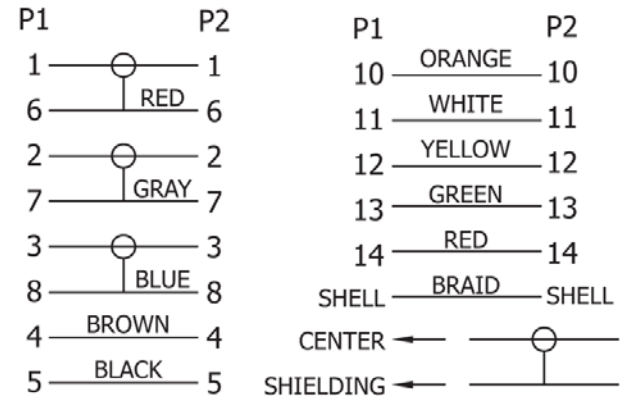
Thumb Screw: #4-40 UNC*4PCS

HDB 15 Female
Plastic: Blue



P2

PIN OUT



Material:

- CABLE: 28AWG(7/0.127 T.C)*3COAX(75 OHMS)+INSULATION:FO-PE INNER JACKET:PVC OD:Ø2.5± 0.1mm(UL-1354)+28AWG(7/0.127 T.C)*7C+ INSULATION:SR-PVC ID:Ø0.85± 0.05mm(UL-1061)+AL/MY+DRAIN WIRE:26AWG(7/0.16 T.C)+BRAID SHIELD(85%)+OUTER JACKET:PVC COLOR:BEIGE,OD:Ø8.5± 0.15mm UL-2919
- CONNECTOR:
P1:HDB 15P MALE,GOLD FLASH CONTACT, NICKEL PLATED SHELL (THE 9TH PIN UNLOAD)
P2:HDB 15P FEMALE,GOLD FLASH CONTACT, NICKEL PLATED SHELL
- FERRITE CORE:17.5*28.5*9.5mm
- SHIELD:COPPER-FOIL 360° SOLDERED TO CONNECTOR SHELL & CABLE BRAID
- HOOD:MOLDED TYPE,PVC 45P,COLOR:BEIGE.
- ELECTRONIC TEST: <1>.100% OPEN SHORT & MIS WIRE TEST
<2>.CONTACT RESISTANCE 3 OHMS MAX
<3>.INSULATION RESISTANCE 20M OHMS MIN
- PACKING:SEE P-0039 REV.C PACKING DRAWING (HANKING SIZE MUST BE SMALLER THAN PACKING) PACKING TYPF· DB VP4



Scale	1:1					Name	Item No.
TOLERANCE						Drawn	11.16.11
X.X	±0.40					Chappell	AK3220XF
X.XX	±0.25				Approved		
X.XXX	±0.15						
Angle	±3°						
						Title Premium XGA Monitor Extension Cable - 1.8 Meters w/Ferrite core, HD D-Sub 15 pin Male <=> Female	
						Drawing No.	
						rev00	
						Replace	Sheet



1 2 3 4 5 6 7