



## FKCT 2,5/ 4-ST KMGY

Order No.: 1921900

The figure shows a 10-position version of the product

<http://eshop.phoenixcontact.de/phoenix/treeViewClick.do?UID=1921900>Plug component, Nominal current: 12 A, Rated voltage (III/2): 320 V,  
Number of positions: 4, Pitch: 5 mm, Color: gray

### Commercial data

GTIN (EAN)	 4 017918 572020
sales group	E111
Pack	50 pcs.
Customs tariff	85366990
Catalog page information	Page 593 (CC-2009)

### Product notes

WEEE/RoHS-compliant since:  
01/01/2003

<http://www.download.phoenixcontact.com>  
Please note that the data given here has been taken from the online catalog. For comprehensive information and data, please refer to the user documentation. The General Terms and Conditions of Use apply to Internet downloads.

### Certificates / Approvals



Certification

CB, CSA, CUL, GOST, UL, VDE-PZI

**Accessories**

Item	Designation	Description
------	-------------	-------------

**Assembly**

1876880	STZ 8-FKC-5,08	Strain relief for snapping into the latching chambers of the plug components, 8-pos.
1876877	STZ 4-FKC-5,08	Strain relief for snapping into the latching chambers of the plugs, 4-pos.

**Marking**

0804183	SK 5/3,8:FORTL.ZAHLEN	Marker card, printed horizontally, self-adhesive, 12 identical decades marked 1-10, 11-20 etc. up to 91-(99)100, sufficient for 120 terminal blocks
---------	-----------------------	---

**Plug/Adapter**

1734634	CP-MSTB	Keying profile, is inserted into the slot on the plug or inverted header, red insulating material
0201689	MPS-IH BU	Insulating sleeve, Color: blue
0201702	MPS-IH GN	Insulating sleeve, Color: green
0201676	MPS-IH RD	Insulating sleeve, Color: red
0201663	MPS-IH WH	Insulating sleeve, Color: white
0201744	MPS-MT	Test plugs
0201647	RPS	Reducing plug, Color: gray

**Tools**

1205053	SZS 0,6X3,5	Actuation tool, for ST terminal blocks, insulated, also suitable for use as a bladed screwdriver, size: 0.6 x 3.5 x 100 mm, 2-component grip, with non-slip grip
---------	-------------	--

**Additional products**

Item	Designation	Description
------	-------------	-------------

**General**

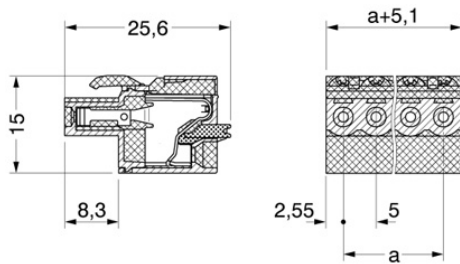
0707125	DFK-MSTB 2,5/ 4-G	Plug component, Nominal current: 12 A, Rated voltage (III/2): 320 V, Number of positions: 4, Pitch: 5 mm, Color: green, Metal surface: Sn, Assembly: Direct mounting, Accessory order no. 5030172 can only be used in conjunction with MSTB 2,5/...ST and MSTBT 2,5/...ST.
1899867	EMSTBA 2,5/ 4-G	Header, Nominal current: 12 A, Rated voltage (III/2): 320 V, Number of positions: 4, Pitch: 5 mm, Color: green, Metal surface: Sn, Assembly: Press-in

1914878	EMSTBVA 2,5/ 4-G	Header, Nominal current: 12 A, Rated voltage (III/2): 320 V, Number of positions: 4, Pitch: 5 mm, Color: green, Metal surface: Sn, Assembly: Press-in
1736690	MDSTB 2,5/ 4-G1	Header, Nominal current: 10 A, Rated voltage (III/2): 320 V, Number of positions: 4, Pitch: 5 mm, Color: green, Metal surface: Sn, Assembly: Soldering, In combination with MVSTB or FKCV plug components, both an MVSTBW (or FKCVW) and an MVSTBR plug (or FKCVR) must be used. Combination with TMSTBP plug components is not possible!
1846535	MDSTBA 2,5/ 4-G	Header, Nominal current: 10 A, Rated voltage (III/2): 320 V, Number of positions: 4, Pitch: 5 mm, Color: green, Metal surface: Sn, Assembly: Soldering, The article can be aligned to create different nos. of positions! In combination with MVSTB or FKCV plug components, both an MVSTBW (or FKCVW) and an MVSTBR plug (or FKCVR) must be used. Combination with TMSTBP plug components is not possible!
1736739	MDSTBV 2,5/ 4-G1	Header, Nominal current: 10 A, Rated voltage (III/2): 320 V, Number of positions: 4, Pitch: 5 mm, Color: green, Metal surface: Sn, Assembly: Soldering, In combination with MVSTB or FKCV plug components, both an MVSTBW (or FKCVW) and an MVSTBR plug (or FKCVR) must be used. Combination with TMSTBP plug components is not possible!
1845808	MDSTBVA 2,5/ 4-G	Header, Nominal current: 10 A, Rated voltage (III/2): 320 V, Number of positions: 4, Pitch: 5 mm, Color: green, Metal surface: Sn, Assembly: Soldering, The article can be aligned to create different nos. of positions! In combination with MVSTB or FKCV plug components, both an MVSTBW (or FKCVW) and an MVSTBR plug (or FKCVR) must be used. Combination with TMSTBP plug components is not possible!
1754478	MSTB 2,5/ 4-G	Header, Nominal current: 12 A, Rated voltage (III/2): 320 V, Number of positions: 4, Pitch: 5 mm, Color: green, Metal surface: Sn, Assembly: Soldering
1768202	MSTB 2,5/ 4-G-LA	Header, Nominal current: 12 A, Rated voltage (III/2): 320 V, Number of positions: 4, Pitch: 5 mm, Color: green, Metal surface: Sn, Assembly: Soldering
1757491	MSTBA 2,5/ 4-G	Header, Nominal current: 12 A, Rated voltage (III/2): 320 V, Number of positions: 4, Pitch: 5 mm, Color: green, Metal surface: Sn, Assembly: Soldering
1770504	MSTBA 2,5/ 4-G-LA	Header, Nominal current: 12 A, Rated voltage (III/2): 320 V, Number of positions: 4, Pitch: 5 mm, Color: green, Metal surface: Sn, Assembly: Soldering
1753479	MSTBV 2,5/ 4-G	Header, Nominal current: 12 A, Rated voltage (III/2): 320 V, Number of positions: 4, Pitch: 5 mm, Color: green, Metal surface: Sn, Assembly: Soldering
1755532	MSTBVA 2,5/ 4-G	Header, Nominal current: 12 A, Rated voltage (III/2): 320 V, Number of positions: 4, Pitch: 5 mm, Color: green, Metal surface: Sn, Assembly: Soldering
1736098	MSTBW 2,5/ 4-G	Header, Nominal current: 12 A, Rated voltage (III/2): 320 V, Number of positions: 4, Pitch: 5 mm, Color: green, Metal surface: Sn, Assembly: Soldering

1769256	SMSTB 2,5/ 4-G	Header, Nominal current: 12 A, Rated voltage (III/2): 320 V, Number of positions: 4, Pitch: 5 mm, Color: green, Metal surface: Sn, Assembly: Soldering
1769829	SMSTBA 2,5/ 4-G	Header, Nominal current: 12 A, Rated voltage (III/2): 320 V, Number of positions: 4, Pitch: 5 mm, Color: green, Metal surface: Sn, Assembly: Soldering

### Diagrams/Drawings

Dimensioned drawing



**Address**

PHOENIX CONTACT Deutschland GmbH  
Flachmarktstr. 8  
32825 Blomberg, Germany  
Phone +49 5235 3 12000  
Fax +49 5235 3 41200  
<http://www.phoenixcontact.de>



© 2011 Phoenix Contact  
Technical modifications reserved;