

Features

- Small Size
- Low Ripple
- High Rejection


Description

Surface mount, silver (Ag) coated barium ceramic filter.

Weight: 1.0 grams typical.

Material: Filter is composed of a ceramic block plated with Ag.

Filter complies with RoHS standards.



Electrical Specifications

| Parameter | Frequency MHz | Typical @ 25°C | Specification @ 25°C | Spec over -40°C to +85°C |
|-------------------------------|---------------|----------------|----------------------|--------------------------|
| Passband Iloss | 2300 - 2400 | -1.20 | -1.70 | -2.00 |
| Passband Ripple | 2300 - 2400 | 0.50 | 0.80 | 1.00 |
| Passband Return Loss @ Port 1 | 2300 - 2400 | -15.00 | -10.00 | -10.00 |
| Passband Return Loss @ Port 2 | 2300 - 2400 | -15.00 | -10.00 | -10.00 |
| Attenuation | 0.1 - 2100 | -44.00 | -40.00 | -40.00 |
| | 2600 - 5000 | -44.00 | -40.00 | -40.00 |
| Power into any port | | 2 Watt max | | |

Note: Supplier shall test each filter to the critical electrical specifications of the above table. Any subsequent audits may deviate from in value due to measurement repeatability among different test systems. Such deviations shall not exceed the following limits:

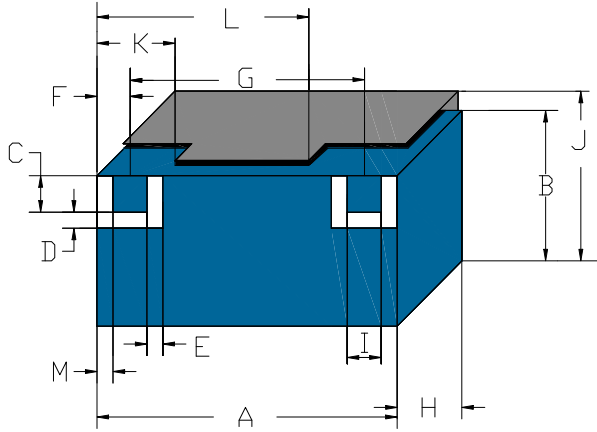
| Specification Allowance | |
|-------------------------|--------|
| Insertion Loss | 0.1 dB |
| Return Loss | 1.0 dB |
| Stopbands | 1.0 dB |

*This product is covered by one or more of the following U.S. and foreign patents including: US 4,692,726;US 4,742,562; US 4,800,348;US 4,829,274;US 5,146,193;EP 0573597;DE 0573597;FR 0573597;JP 508149/92;KR 142171;US 5,162,760;US 5,218,329;US 5,250,916;US 5,327,109;US 5,488,335;CA 2114029;FR 9306297;GB 2273393;JP 3205337;KR 115113;CN 93106228.4;US 5,512,866;EP 0706719;DE 0706719;FR 0706719;GB 0706719;CN 95190359.4;US 5,602,518;US 5,721,520;US 5,745,018;EP 0910875;DE 0910875;DK 0910875;FR 0910875;GB 0910875;IE 0910875;JP 505182/98;KR 10-323013;US 5,994,978;US 6,462,629;CN 00810420.4;US 6,559,735;US 6,650,202;US 6,834,429. Other US and foreign patents pending.

CTS Corporation 2006 reserves all copyrights in the layout, design and configuration of the patterns on this product.

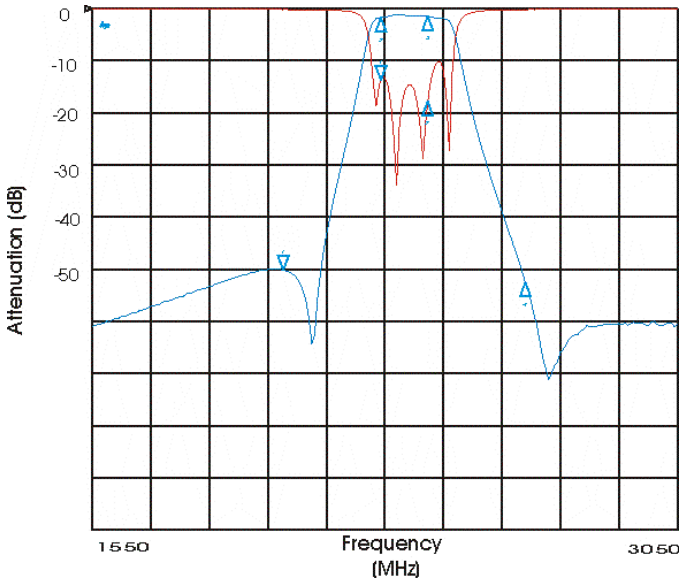
Mechanical Drawing

Rev 1 – Origin Date: April 10, 2006 – Revision Date: January 12, 2007

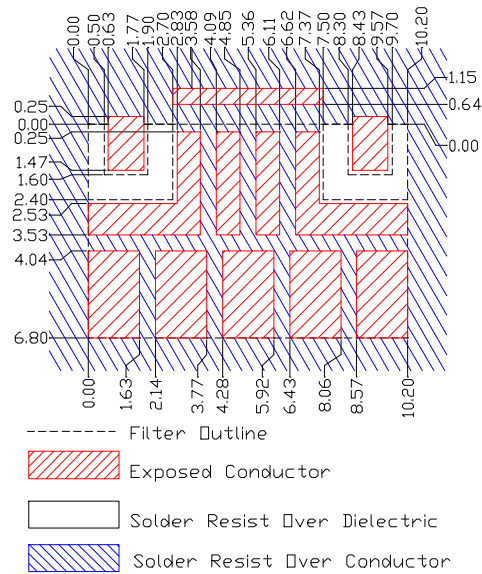


| Dim | Nominal (mm) | Tolerance (mm) +/- or max |
|-----|--------------|------------------------------|
| A | 10.20 | Max |
| B | 6.90 | Max |
| C | 1.60 | 0.13 |
| D | 0.80 | 0.13 |
| E | 0.80 | 0.13 |
| F | 1.20 | 0.13 |
| G | 7.80 | 0.13 |
| H | 4.00 | Max |
| I | 1.40 | 0.13 |
| J | 7.90 | Max |
| K | 2.70 | 0.13 |
| L | 7.50 | 0.13 |
| M | 0.50 | 0.13 |

Electrical response

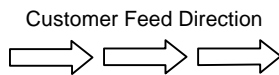


PCB Layout

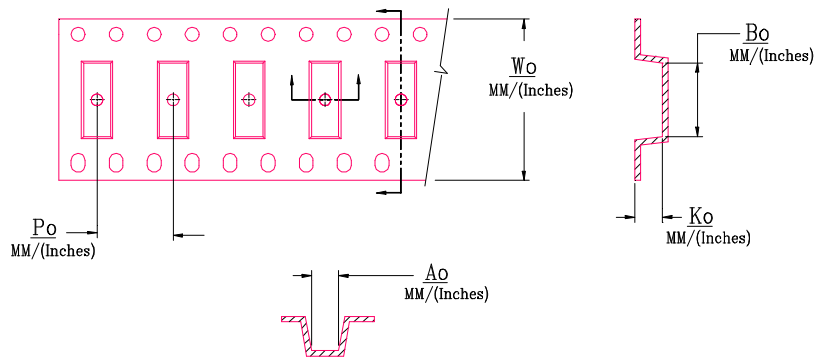


Packaging and Marking

| DIMENSION | UNITS | SPECIFICATION |
|---------------|-------|---------------|
| REEL DIAMETER | mm | 330 |
| REEL WEIGHT | kg | 1.6 |
| REEL QUANTITY | ea. | 1000 |



CTS
47B
YWW



| Wo | Ao | Bo | Ko | Po |
|-----------|-------------|--------------|-------------|--------------|
| Inches/mm | Inches/mm | Inches/mm | Inches/mm | Inches/mm |
| 0.945"/24 | 0.319"/8.10 | 0.406"/10.30 | 0.165"/4.20 | 0.472"/12.00 |