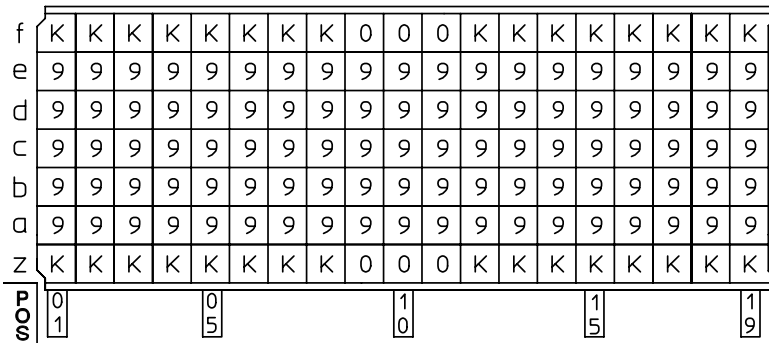


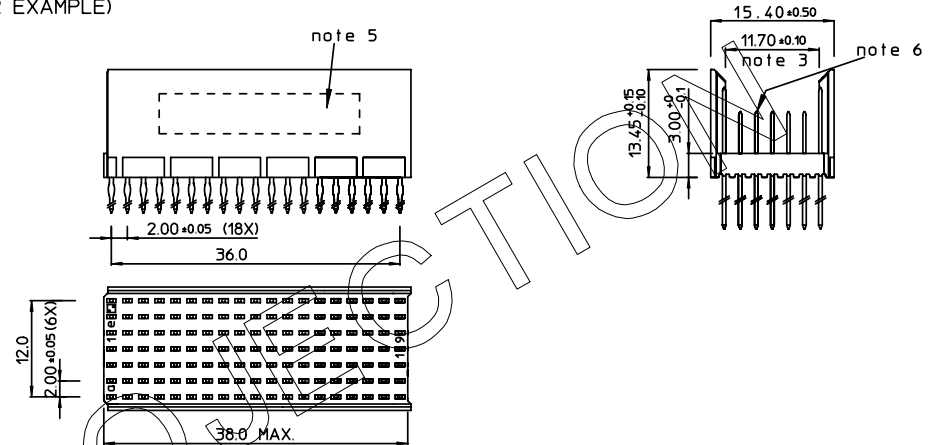
|          |    |    |    |    |    |    |    |    |    |    |    |    |    |    |    |    |    |    |    |    |    |    |    |    |    |    |    |    |    |    |    |
|----------|----|----|----|----|----|----|----|----|----|----|----|----|----|----|----|----|----|----|----|----|----|----|----|----|----|----|----|----|----|----|----|
| GEN. ST. | 01 | 02 | 03 | 04 | 05 | 06 | 07 | 08 | 0D | 50 | 60 | 70 | 80 | 90 |    |    |    |    |    |    |    |    |    |    |    |    |    |    |    |    |    |
| INT. ST. | 10 | 11 | 12 | 13 | 14 | 18 | 20 | 31 | 32 | 33 | 34 | 38 | 39 | 40 | 42 | 43 | 44 | 45 | 46 | 48 | 56 | 70 | 72 | 73 | 75 | 76 | 81 | 82 | 83 | 84 | 88 |

| REV. | DATE       | DESCRIPTION            | BY     | C'K'D' |
|------|------------|------------------------|--------|--------|
| A    | 2001-09-14 | CONVERSION REVISION 02 | KN     |        |
| B    | 2002-05-28 | EC B20086              | MF     |        |
| C    | 2005-11-04 | 105-0212               | ALEX B | BKP    |
| D    | 2006-07-28 | 106-0112               | ALEX B | BKP    |

LOADING PATTERN MATING SIDE

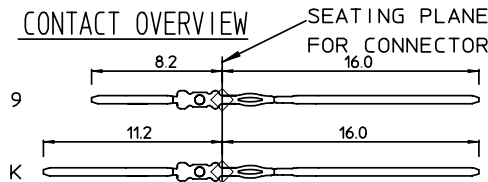


LOADED CONNECTOR ASSEMBLY (FOR EXAMPLE)



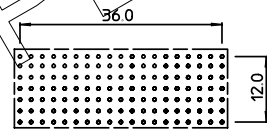
SHEET NR. : 883

CONTACT OVERVIEW



SEATING PLANE FOR CONNECTOR

LAY-OUT P.C.B.-HOLE



LEAD FREE INDICATOR : LF = LEAD FREE (DIGIT 15 & 16)

HM2P71PN5115

PLATING CODE (DIGIT 13 AND 14) (REF DWG No. BS,C ,201844,003)

NOTES:

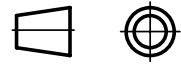
1. THIS PRODUCT IS CSA APPROVED.
2. THIS PRODUCT IS UL RECOGNIZED.
3. MEASURED AT THE BOTTOM.
4. MATERIAL CONTACT: PHOSPHORBRONZE  
HOUSING: CREAM WHITE GLASSFILLED POLYESTER UL-94V0
5. CONNECTOR PRINTED WITH P/N AND DATE CODE.
6. FOR ACTUAL CONTACT LOADINGS, SEE LOADING PATTERN MATING SIDE.
7. SHAPE OF CONNECTOR HOUSING CAN ALTER DEPENDING ON PRODUCTION LOCATION.
8. THE PRODUCT (LF) MEETS EUROPEAN UNION DIRECTIVES AND OTHER COUNTRY REGULATIONS AS DESCRIBED IN GS-22-008
9. FOR RECOMMENDED PTH DIMENSIONS REFER DRAWING : BS,A ,201572,001

EUROPEAN PROTECTIVE

|   |               |             |              |                           |
|---|---------------|-------------|--------------|---------------------------|
| 1DEC ±0,2<br>2DEC ±0,1<br>ANGLES ±1°  | <b>APPR.</b>  | <b>DATE</b> | <b>SIGN.</b> | LOADING PATTERN OVERVIEW  |
| WE RESERVE THE RIGHT TO CHANGE DIMENSIONS OR REQUIREMENTS WITHOUT PRIOR NOTICE. | DRAFT         | 1999-08-24  | M.Fret       | CAT. No. HM2P71PN5115---- |
|   | CHECKED       |             |              |                           |
|   | PR. ENG. MGR. |             |              | www.fciconnect.com        |
| PR. MGT. MGR.   |               |             | SCALE        |                           |

ALL DIMENSIONS IN MM

REFERENCES



BS,C ,201843,790 D