



IB IL AO 4/8/U/BP-2MBD-PAC

Order No.: 2878052

<http://eshop.phoenixcontact.de/phoenix/treeViewClick.do?UID=2878052>

Inline analog output terminal, complete with accessories (connector and labeling field), 8 outputs, 0 - 10 V, ± 10 V, transmission speed 2 MBaud, 2-conductor connection system

Commercial data	
GTIN (EAN)	 4 046356 048453
Note	Made-to-order
sales group	K412
Pack	1 pcs.
Customs tariff	85389091
Catalog page information	Page 291 (AX-2009)

Product notes

WEEE/RoHS-compliant since:
12/07/2009

<http://www.download.phoenixcontact.com>
Please note that the data given here has been taken from the online catalog. For comprehensive information and data, please refer to the user documentation. The General Terms and Conditions of Use apply to Internet downloads.

Technical data	
General data	
Width	48.8 mm
Height	136.8 mm
Depth	71.5 mm
Weight	215 g

Mounting type	DIN rail
Ambient temperature (operation)	-25 °C ... 55 °C
Ambient temperature (storage/transport)	-25 °C ... 85 °C
Permissible humidity (operation)	10 % ... 95 % (according to DIN EN 61131-2)
Permissible humidity (storage/transport)	10 % ... 95 % (according to DIN EN 61131-2)
Air pressure (operation)	70 kPa ... 106 kPa (up to 3000 m above sea level)
Air pressure (storage/transport)	70 kPa ... 106 kPa (up to 3000 m above sea level)
Degree of protection	IP20
Protection class	III, IEC 61140, EN 61140, VDE 0140-1

Interface

Name	Inline local bus
Type of connection	Inline data jumper
Transmission speed	2 Mbps
	2 MBit/s
Transmission physics	Copper

Inline potential routing

Communications power U_L	7.5 V DC (via voltage jumper)
Current consumption from U_L	max. 120 mA
	Typ. 100 mA
I/O supply voltage U_{ANA}	24 V DC
Current consumption from U_{ANA}	max. 95 mA
	Typ. 72 mA

Analog outputs

Number of outputs	8
Connection method	2-wire (shielded)
Output name	Analog outputs
Type of protection	Transient protection of outputs
Data formats	IB IL, IB ST, IB RT, standardized representation, S7 compatible
Measured value representation	16 bits (15 bits + sign bit)
Process data update	< 2 ms (depends on operating mode)
Load/output load current output	> 2 k Ω

Voltage output signal	0 V ... 10 V
	-10 V ... 10 V
	0 V ... 5 V
	-5 V ... 5 V
Load/output load voltage output	> 2 kΩ 0.05 %
Precision	Typ. 0.1 % (of output range final value)

Certificates / Approvals



Certification

CUL Listed, UL Listed

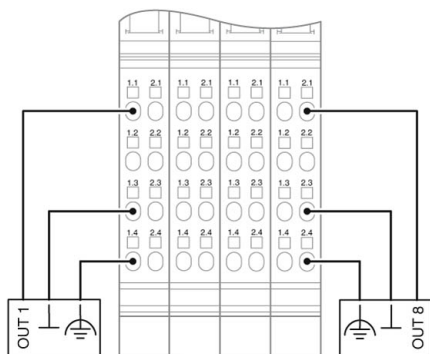
Accessories

Item	Designation	Description
Marking		
0809492	ESL 62X10	Insert strip for laser printer, lettering field: 62 x 10 mm
2727501	IB IL FIELD 2	Labeling field, width: 12.2 mm

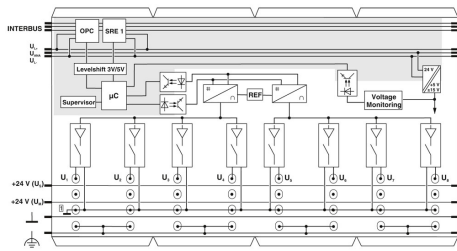
Plug/Adapter		
2740245	IB IL SCN 6-SHIELD-TWIN	Inline shield connector
2726353	IB IL SCN-6 SHIELD	Inline shield connector

Diagrams/Drawings

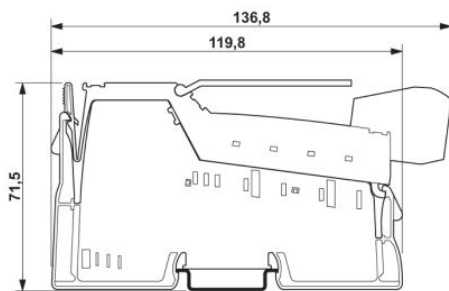
Connection diagram



Block diagram



Dimensioned drawing



Address

PHOENIX CONTACT Deutschland GmbH
Flachmarktstr. 8
32825 Blomberg, Germany
Phone +49 5235 3 12000
Fax +49 5235 3 41200
<http://www.phoenixcontact.de>



© 2011 Phoenix Contact
Technical modifications reserved;