

VAL-MS/3+0-BE

Order No.: 2881816



<http://eshop.phoenixcontact.de/phoenix/treeViewClick.do?UID=2881816>

Base element for type 2 arresters of the VALVETRAB MS product range. Version for 3-phase power supply with PEN conductor.

Commercial data

GTIN (EAN)	 4 046356 130417
Note	Made-to-order
sales group	J023
Pack	1 pcs.
Customs tariff	85369010
Catalog page information	Page 35 (TT-2009)

Product notes

WEEE/RoHS-compliant since:
11/01/2006



<http://www.download.phoenixcontact.com>
Please note that the data given here has been taken from the online catalog. For comprehensive information and data, please refer to the user documentation. The General Terms and Conditions of Use apply to Internet downloads.

Technical data

Standards

Housing material	PBT / PA
Inflammability class acc. to UL 94	V0
Color	black
Degree of protection	IP20
Mounting type	DIN rail: 35 mm

Design	DIN rail module, two-section, divisible
Number of positions	3
Ambient temperature (operation)	-40 °C ... 80 °C
Direction of action	3L-PEN
Width	53.40 mm
Height	51.50 mm
Length	90.00 mm
Pitch unit	3 Div.
Protective circuit	
Nominal voltage U_N	400 V AC (690 V AC)
	≤ 500 V (IT system)
Nominal load current I_L	80 A (Serial through wiring at 16 mm ²)
Max. required backup fuse with branch wiring	200 A (gL / gG)
Max. required backup fuse with V-type through wiring	80 A (gL / gG)
Short-circuit resistance I_p with max. backup fuse (effective)	25 kA
Connection, protective circuit	
Type of connection	Screw connection
Connection type IN	Biconnect screw terminal block
Connection type OUT	Biconnect screw terminal block
Connection method	Biconnect terminal block
Screw thread	M5
Tightening torque	4.5 Nm
Stripping length	16 mm
Conductor cross section stranded min.	1.5 mm ²
Conductor cross section stranded max.	25 mm ²
Conductor cross section solid min.	1.5 mm ²
Conductor cross section solid max.	35 mm ²
Conductor cross section AWG/kcmil min.	15
Conductor cross section AWG/kcmil max	2
Standards	
Standards/regulations	IEC 61643-1 2005
	EN 61643-11/A11 2007

Certificates / Approvals



Certification

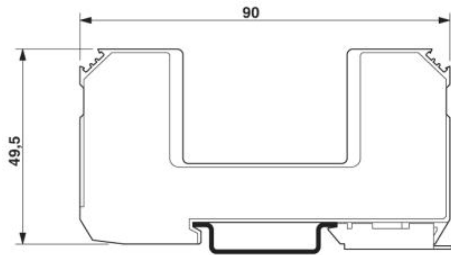
CB, CCA, CUL, GL, GOST, KEMA, OEVE, UL

Accessories

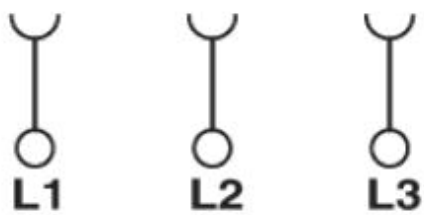
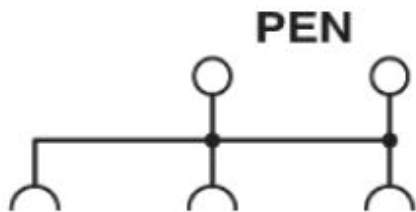
Item	Designation	Description
Bridges		
2809241	MPB 18/3- 6	Wiring bridge for modules with connecting pitch 17.5 mm, 3-phase, 6-pos.
2809254	MPB 18/3- 9	Wiring bridge for modules with connecting pitch 17.5 mm, 3-phase, 9-pos.
2818339	MPB F200X16/ 1GS	Wiring bridge flexible, diameter 16 mm ² , with a fork-type cable lug on one side, length: 200 mm
2818342	MPB F400X16/ 1GS	Wiring bridge flexible, diameter 16 mm ² , with a fork-type cable lug on one side, length: 400 mm
2818355	MPB F600X16/ 1GS	Wiring bridge flexible, diameter: 16 mm ² , with a fork-type cable lug on one side, length: 600 mm
General		
2749880	DK-BIC-35	Feed-through terminal block for VAL and FLT applications
Marking		
1051993	B-STIFT	Marker pen, for manual labeling of unprinted Zack strips, smear-proof and waterproof, line thickness 0.5 mm
2749589	ZBN 18,LGS:ERDE	Marking labels, printed horizontally, strips with 5 labels, GND (grounding symbol), color: White
2749576	ZBN 18,LGS:L1-N,ERDE	Marker labels, printed horizontally, strips with 5 labels, L1, L2, L3, N, GND, color: white
0800763	ZBN 18:SO/CMS	Marker labels, 5-section, special printing, labeled according to customer requirements (Please specify the required marking with order), for terminal width: 17.5 mm, color: White
2809128	ZBN 18:UNBEDRUCKT	Unprinted marker labels, strips with 5 labels for individual labeling with M-PEN or CMS system, for terminal block width: 17.5 mm, color: White

Diagrams/Drawings

Dimensioned drawing



Circuit diagram



Address

PHOENIX CONTACT Deutschland GmbH
Flachmarktstr. 8
32825 Blomberg, Germany
Phone +49 5235 3 12000
Fax +49 5235 3 41200
<http://www.phoenixcontact.de>



© 2011 Phoenix Contact
Technical modifications reserved;